

TILT-A-WAY DCM VERTICAL PIVOT GATE

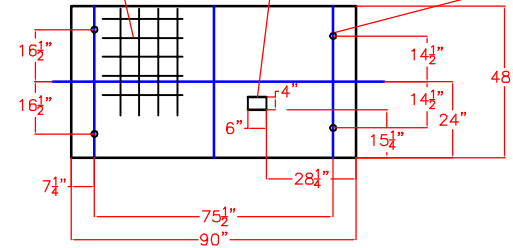
NOTE: STUB IN 120 VAC
20 AMP SERVICE SUGGESTED MINIMUM
COPPER WIRE REQUIRED

NOTE: BARRIER STYLE WITHIN DIMENSIONAL
LIMITS AS PER CUSTOMER SPECIFICATIONS.
FOR GREATER ROADWAY SPAN INSTALL
OPPOSING GATES PROVIDE 1" GAP.

REINFORCED
#4 REBAR AT 6" EA.WAY

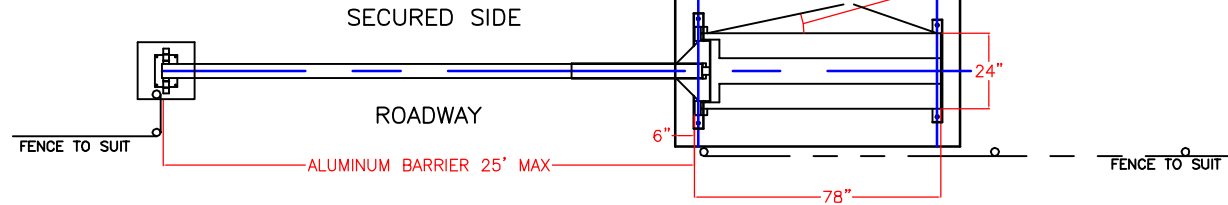
STUB IN POWER &
CONTROL CONDUIT

DRILL FOUR HOLES AFTER
PLACING OPERATOR AND
EPOXY FOUR 3/4 X 12"
STUDS OR EQUIVALENT
WITH 1 1/2" PROJECTION



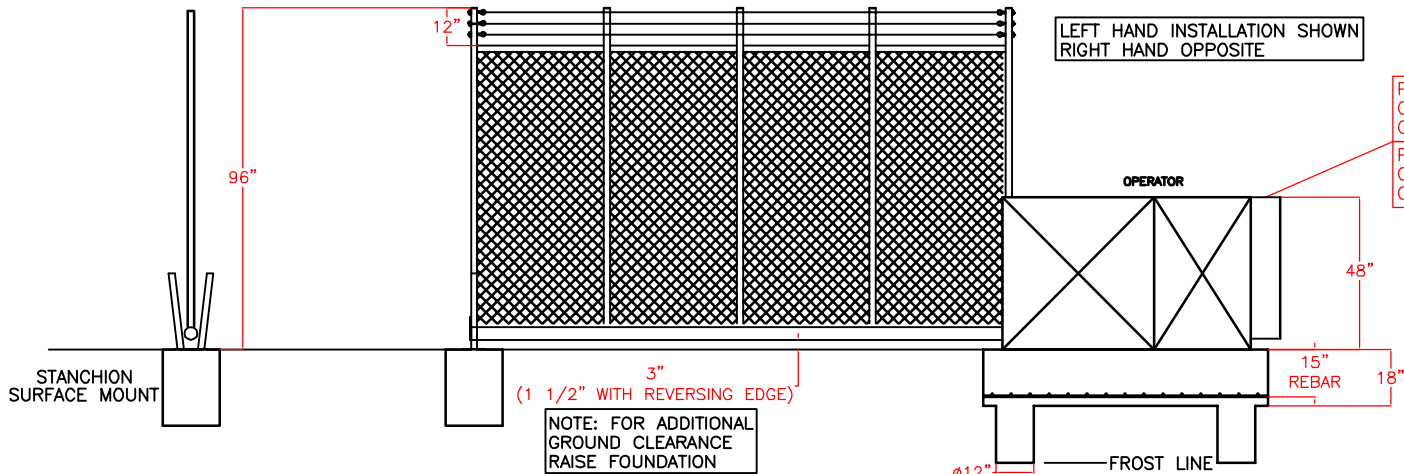
FOUNDATION

PROVIDE 44" MINIMUM
CLEARANCE FOR
DOOR SWING



LEFT HAND INSTALLATION SHOWN
RIGHT HAND OPPOSITE

PROVIDE 8" MINIMUM
CLEARANCE FOR 7' TALL
GATE BARRIER GUARD
PROVIDE 20" MINIMUM
CLEARANCE FOR 8' TALL
GATE BARRIER GUARD



NOTE: FOR ADDITIONAL
GROUND CLEARANCE
RAISE FOUNDATION

PILINGS DUG TO FROST LINE OR ENTIRE
CONCRETE PAD DUG TO FROST LINE

IDEAL MFG., INC.
PHONE (406) 656-4360
FILE NAME DCM CONCRETE PAD.dwg
DRAWN 3/21/2014 thenry
ISSUED 3/21/2014 THH

SIZE	FSCM NO	DWG NO	CONCRETE PAD	REV
A	—			
SCALE	1'0"=1'0"	SHEET		